

ORACLE CARD TREE SPREAD MID-YEAR READING

canopy

LESSONS



trunk

LIFE FORCE



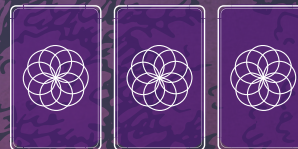
branch

RELATIONSHIPS



branch

MONEY



branch

WORK




branch

HOME



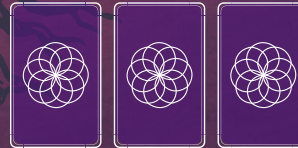
branch

HEALTH



branch

SPIRIT



roots

REVIEW



ORACLE CARD TREE SPREAD

MID-YEAR READING

The Mid-Year Tree Spread is a comprehensive reading created for reviewing what has been going on for you so far this year - and where you may be headed for the remainder of the year. It is a great spread for just checking in on your life. The reading provides a visual constellation of your life - so you can peek at different areas and see how each are taking shape.

If you've previously had a New Year's reading, a Mid-Year reading can help you to see if the information from earlier has unfolded as predicted. It can also show you the results of any course-corrections you may have made.

We can always change the trajectory of our lives! Readings like the Tree Spread can help you take the temperature of your overall situation and review your life's trajectory.

This information can help you make better-informed decisions, so you can shape your life and steer yourself toward the best future possible.

MAKE IT YOUR OWN

You can adapt this spread to fit your needs. Swap out branches that aren't relevant (such as changing the "Work" section to "School" or replacing "Home" with "Travel"). You can add or omit branches. Have fun making it your own!

HOW TO SIMPLIFY

Need a more concise reading? Reduce the amount of cards in each branch, even doing just one card per area.



TREE SPREAD MAP

REVIEW (*Roots: cards 1-3 + oracle cards*)

These cards show the lessons to be learned from the year so far

LIFE FORCE (*Trunk: cards 4-7 + oracle cards*)

These cards show the current or energy that is flowing through all aspects of your life this year, past, present and future. This may be unseen energy that influences many of the outcomes in the branches.

HEALTH (*branch: cards 8-10 + oracle cards*)

These cards show you guidance around your health and wellbeing...and what to lessons and wisdom to heal and maintain vibrant physical and emotional health.

WORK (*branch: cards 11-13 + oracle cards*)

These cards show lessons and guidance regarding your work, projects, or school situations.

RELATIONSHIPS (*branch: cards 14-16 + oracle cards*)

These cards reflect lessons and guidance around relationships and how your relationships may be influencing you. These can be any type of interpersonal relationship, including romantic relationships, friendships, and professional or family relationships. If you did not have a particular relationship in mind while you were drawing these cards, trust your initial instincts about what the cards might be relating to.

MONEY & FINANCES (*branch: cards 17-19 + oracle cards*)

What is the energy, guidance, and lessons in your financial situation? You can also receive insight around focus, intention, and perspective regarding your personal abundance.

HOME (*branch: cards 20-22 + oracle cards*)

Our home lives are foundational to our sense of security. How are things feeling in your physical home? Do you live with other people? This branch will help you see what energy, guidance, and lessons can be found at home.

SPIRIT (*branch: cards 23-25 + oracle cards*)

How is your spirit? Is it enlivened and growing or does it feel weary and lost? This branch can reveal the evolution of your spirit this year.

LESSONS (*branch: cards 26-28 + oracle cards*)

What are the overarching lessons being presented to you, as you during this period of time?

HOW TO GIVE YOURSELF A READING

The best time to give yourself a card reading is when you are in a relaxed and open frame of mind. The cards are a tool for communicating with your higher self, your unconscious, and your divine support system. Approaching your readings with curiosity and openness makes it easier for your intuition to connect the meaning of the symbols and messages presented to you.

Each oracle card illuminates lessons to be learned from your experiences.

- 1) Relax and shuffle the cards. You can say a little prayer or ask for direct and clear guidance that is for your greatest good.
- 2) Draw cards for each section of the spread. Place each card face-down in the tree formation.
- 3) Read the cards: Each section of the spread is like a mini reading about a particular area of your life. To prevent information overload, reveal and read the cards in sections, one branch at a time (instead of turning over all of the cards at once). Like unfolding your life one chapter at a time.
- 4) Once the entire reading is revealed and you have absorbed the messages of each area, take a moment to look at the reading as a whole. Are there overall themes you see?
- 5) Snap a photo and make any notes so you can refer to the reading later on.

Reading tip: It helps to focus on the theme of each area of your life as you pull cards. The cards tend to respond to what you are thinking about, so if you are pulling cards for money, but your mind is wandering to thinking about something else, the cards will reflect whatever you were actually thinking about. Relaxed intention will give you the most accurate results.